

The Seahorse Song

Hello boys and girls,
Hello everyone,
Seahorse is here,
So let's have fun!

There is lots to see,
And lots to do,
We work, we play,
And we learn, too.


Growing in the world,
Seahorse shows us how,
Hey, are you ready?
It's seahorse time now!



Unit 1

Me and You

Draw your face.  



Sample Unit

This is me. I'm _____



Objective: To draw own face and say "This is me. I'm ..."

Draw using a red crayon. 



Sample Unit



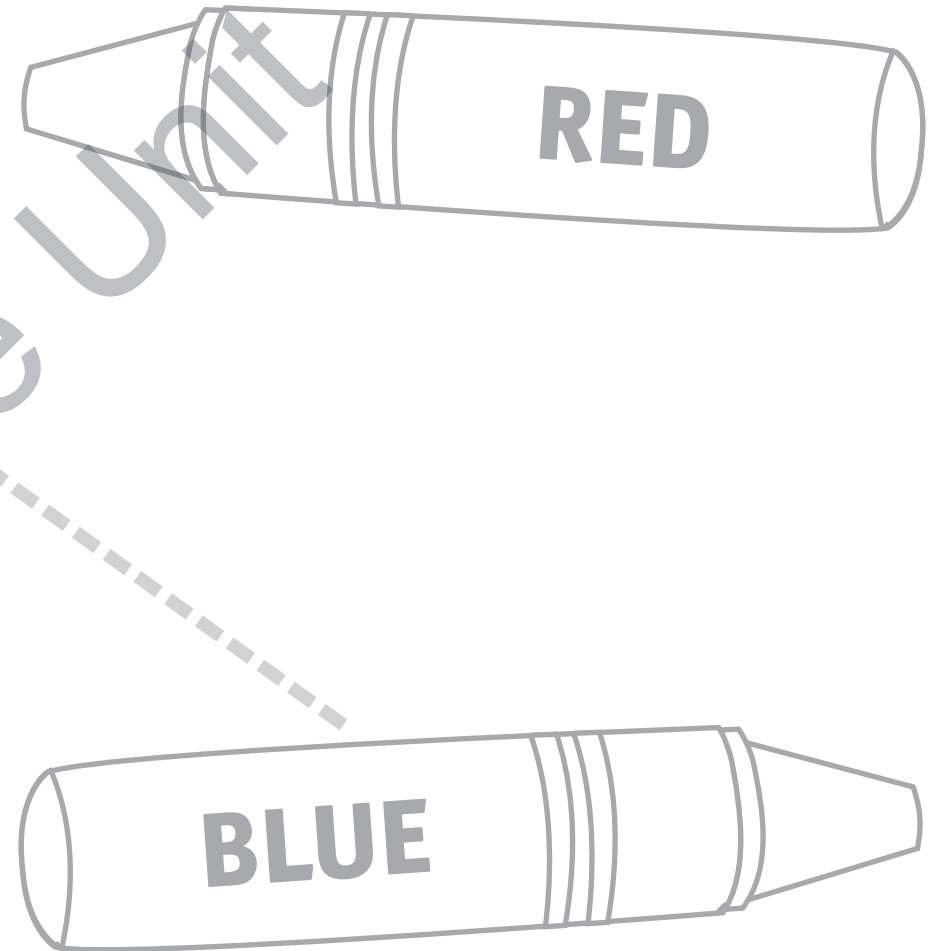

🌀 Draw your story. 🖍️

Sample Unit



Objective: To draw something related to a story.

Color and match.  




Sample Unit

Circle the faces. 






Objective: To identify faces.

Circle the red objects. 





Complete the pattern.




Objective: To complete a simple pattern.

Point, say, and color.  



Complete the pattern with fingerprint dots.



🌀 Draw your happy face. 🖍️




Sample Unit



Objective: To draw a happy face.

🌀 Paste three seahorses. 🐠 🍏



The main activity area has a light blue background with several blue bubbles of different sizes. In the top left corner, there are four yellow stars of varying sizes, with the largest one having a smiling face. The central part of the page contains five rounded rectangular boxes outlined with a dotted line. The first three boxes each contain a light blue seahorse illustration. The fourth and fifth boxes are empty. A large, semi-transparent watermark 'Sample Unit' is written diagonally across the middle of the page.