

Lesson

1

Objective: Identify the main idea and supporting details in different texts.

GSE: Can identify supporting details in simple structured paragraphs on familiar topics, if guided by questions.

Read It Right!

Main Idea and Supporting Details

Every text you read refers to something. This is called "topic"; that is, what the text is about. As know, topic sentences explain the main point or idea about the topic in a paragraph or section of a text. Synthesizing the information provided by them will help you to formulate the **main idea** from the whole text.

The writer also provides **details** to support the main idea. They can be facts, statements, examples or quotes that clarify, explain, expand, describe, or illustrate the main idea. You may also identify the main idea through analyzing these supporting details, just ask yourself: "What is the idea that these details are supporting?" Answer that question and it will probably be the main idea.

Vocabulary

challenge
climbing
concentrate
danger

goal
healthy
success
surely

- 1 Look at the pictures, read the title, and identify the topic. Then, read the text.

Bouldering

Bouldering is an excellent option for people who want to learn how to climb. Since it has become very popular, there are many gyms everywhere that offer classes. These gyms have **climbing** walls with different routes, from easy ones, for beginners, to very complex and difficult ones, for experts.

The walls are made with wooden panels and there are "holds" made of plastic, bolted on the wall. These help you hold, using either feet or fingers. There are many colored holds, depending on the difficulty you want to reach.

For bouldering, you don't need a harness or a rope. The routes are usually near the ground and there is a thick crash pad to protect you in case you fall. So, it is very safe to practice and gradually progress by choosing different **challenges**.

In bouldering, the **goal** is not to reach the top of a route; it is to simply enjoy each **success** while you learn in a safe environment and have fun.



1

- 2 Fill in the chart with details from the text above. Copy complete sentences.

Paragraph 1 Which kind of routes are there?	Paragraph 2 How can you choose difficulty level?
Paragraph 3 Is it safe to practice it?	Paragraph 4 What is the goal in bouldering?

3 Considering the details you wrote, check (✓) the sentence that best expresses the main idea of the text in Activity 1.

- ☐ Bouldering is a very popular climbing technique.
- ☐ Bouldering is offered in many different gyms.
- ☐ Bouldering is a great option to learn how to climb.
- ☐ Bouldering is practiced in a safe environment.

4 Read the text and underline topic sentences in each paragraph.

Bouldering is great for kids because they are natural climbers. It is an alternative **healthy** activity that appeals to their sense of adventure while helping them burn off excess energy. Some gyms offer classes for children. After a few of them, they can enjoy climbing time on their own.

If you are not a kid anymore, that's not a problem! You only need to wear comfortable clothes that allow you to move, chalk bags, and chalk. Why chalk? Because it helps you to keep fingers and palms dry. This is very important, so you don't slip. Rock climbing shoes are recommendable but not necessary. You can use any flexible sneakers with anti-slip soles.

Bouldering can help everybody develop physical skills. It is also fabulous for your mind because you must plan and anticipate moves to reach your goal. What are you waiting for? Start practicing and you will **surely** love it!

1



5 Take into account the topic sentences and check (✓) the sentence that best expresses the main idea of the text in Activity 4.

- ☐ Bouldering does not need expensive equipment.
- ☐ Bouldering helps you develop physical and mental skills.
- ☐ Bouldering can be practiced by adults and kids.
- ☐ Bouldering is a sport that helps you plan and reach goals.

Reader's Coach

The main idea is not always stated explicitly in a text; sometimes you must infer it from the information in the text.

6 Match the word with its definition.

- | | |
|--------------|--|
| a climbing | _____ when you achieve what you want or intend |
| b goal | _____ something that tests strength, skill, or ability |
| c challenges | _____ sport in which people move up using feet and hands |
| d success | _____ something that you hope to achieve in the future |


By Yourself

- 7 Read the article. Circle the topic sentences and underline one supporting detail in each paragraph.

Amazing Info

Technical climbing difficulty is assessed with numbers and letters. 4c indicates the difficulty of a typical route. Brooke Rabotou was the youngest person in the world to climb 5.14b when she was 11.

ALEX HONNOLD: ALONE ON THE WALL



El Capitan is a very popular location for climbers in Yosemite National Park. It is a 3,000 ft. vertical rock formation. Many climbers from all around the world have tried to climb it.

Only one man, Alex Honnold, has reached the top in a free, solo ascent.

Alex Honnold is a professional American rock climber. He is famous for challenging **danger** as he free-solo climbs without a rope. On June 3, 2017, Alex was the first to achieve a free solo climb of El Capitan.



Alex follows a very healthy life-style. He lives in a van because he likes visiting places. He is a vegetarian and he doesn't drink alcohol. He also reads a lot. His favorite books are about environmentalism and economics. Between climbs, he runs to stay fit.



Alex Honnold has a unique quality: his mental ability to control fear. Honnold explains: "When I am free-soloing, I know I'm in danger. Thinking about it does not help me in any way. So, I just let it go and **concentrate**." Alex Honnold is an excellent example on how human beings can achieve great things with strong determination and focus.



Word Power

- 8 Complete each series of synonyms using words from the box.

concentrate challenge climbing goal danger healthy success surely

a attend, focus, _____

b ascending, going up, _____

c target, objective, _____

d triumph, victory, _____

e threat, hazard, _____

f fit, lively, _____

g certainly, clearly, _____

h defiance, trial, _____

Comprehension Check

9 Answer the questions.

a Who is Alex Honnold and why is he famous?

b What has Alex Honnold done that other climbers hadn't?

Comprehension Skills Practice

10 Work in pairs to classify the details you underlined in the text from Activity 7.

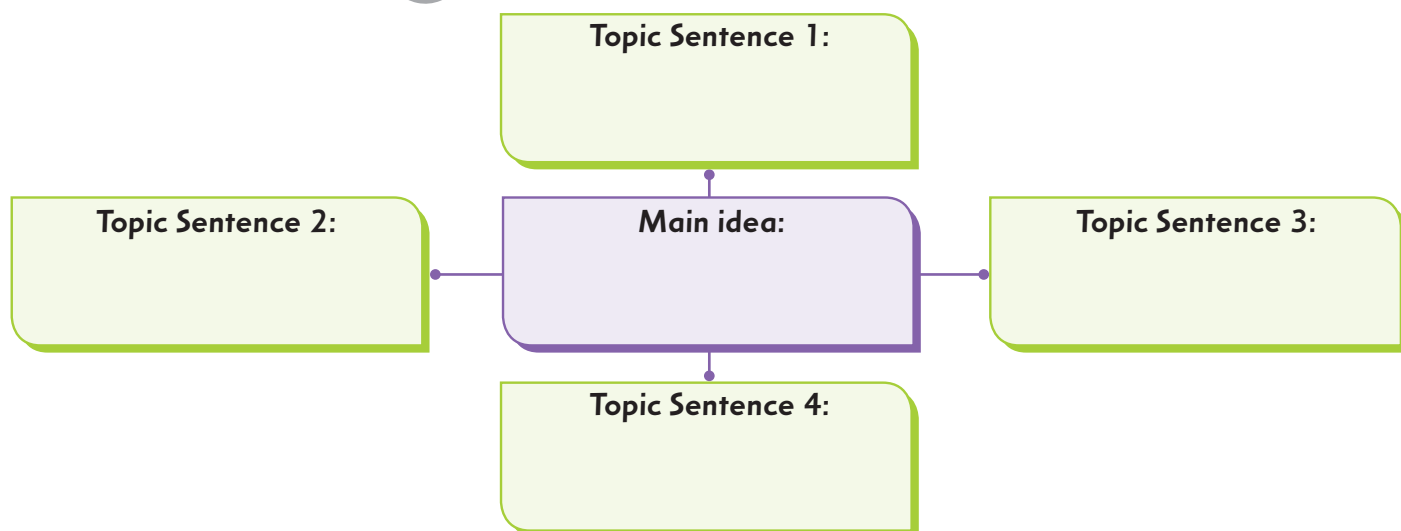
Description

Explanation

Quote

Example

11 Work in small teams. Fill in the graphic organizer to identify the main idea.




12 Read the following text.

Yosemite is a National Park in the United States. Beautiful mountains, glaciers, giant sequoia trees, waterfalls, lakes, and streams make this place worth visiting. But Yosemite is also famous because it is surrounded by dark mysteries and supernatural events.

In Yosemite stands El Capitan, a giant rock formation in the center of the park. It is a place where many adventurers go. However, since 1970 more than 50 climbers have died there, and people claim to see their ghosts around.

Another enigmatic place is Grouse Lake. Many visitors report a wailing sound coming from the lake. The first report was in 1857 from Mr. Clark, the first park ranger. He heard cries and thought it was a dog. The local native American tribe who lived there told him that it wasn't a dog. It was the ghost of an Indian boy drowned in the lake many years before. The story goes that the ghost calls to the visitors and if anyone goes into the water after him, he will grab their feet and pull them down into the lake.



13 Check (✓) the best title for the passage above.

- ☐ El Capitan, the Haunted Monolith
- ☐ The Legends of Grouse Lake
- ☐ Yosemite, Beauty and Mystery

14 Answer the questions.

a What is the main idea?

b Is it stated or unstated?

c What procedure did you follow to find it?

Connecting Ideas

Would you like to practice climbing? If so, what would you do to learn and where would you like to go? If not, what are your reasons? In your notebook write some notes to answer these questions.

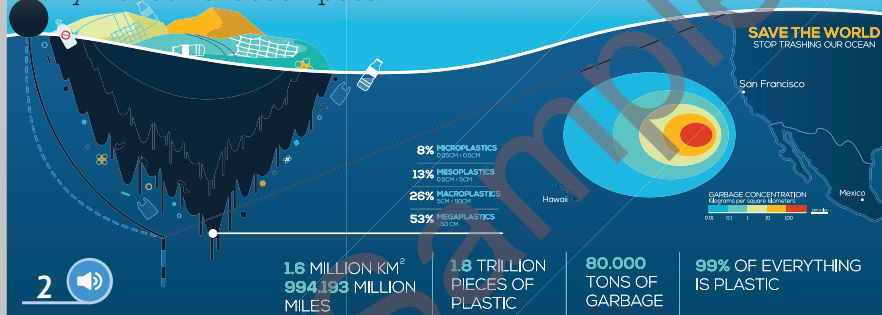
- 1 Look at the infographic, read the title, and share with your classmates what type of information you expect to find in the text. Then, read the text.

The Great Pacific Garbage Patch

In 1997 Charles Moore **discovered** a great mass of garbage in the middle of the Pacific Ocean. It is like a trash island located between California and Hawaii. It is called The Great Pacific Garbage Patch (GPGP).

Some people call it an island, but it is not possible to stand on it. It is a patch of plastic debris floating in the ocean. Scientists said that there is more than 79,000 tons of garbage. 94% of the patch is made from micro-plastics.

It is difficult to clean up the patch because it is formed by very small plastic particles. The micro-plastic is like smog: it is everywhere. It cannot be wiped out. A great amount of the garbage found in the ocean is single-use plastic such as straws, plates, and cups; however, most of the plastic debris comes from **fishing** gear like nets, ropes, baskets, among others. This kind of plastic was designed to survive the marine environment, that is why it does not decompose.



Reader's Coach

When you link information you already know with information from texts, you can draw a conclusion.

- 2 Complete the table to answer the question.

Is The Great Pacific Garbage Patch a problem?

What I Know	Cues from the Text	My Conclusion

Objective: Draw conclusions from a text supporting them with information or reasons.

CSE: Can draw simple conclusions about the information given in a factual text on a familiar topic.

Read It Right!

Drawing Conclusions

When we read a text, the author does not always tell us everything. The author may leave out certain details so that the reader has to use his or her **personal experiences** and knowledge to fill in the missing details. The author may also give details about a person's actions and reactions and leave it to the reader to **draw conclusions** about the person's character.

Vocabulary

charity	pollution
discovered	recycle
fishing	reduce
jar	whale

Do you know what these words mean? If necessary, check the Glossary at the end of your book.

Amazing Info


Did you know that there is a garbage patch bigger than France, Germany, and Spain combined floating in the Pacific Ocean? Scientists are trying to find a way of cleaning it up.

- 3 Read the text and underline key ideas in each paragraph.

Plastic Pollution Is Affecting Sea Life

The GPGP is the largest mass of plastic debris in the oceans of the world. There are other patches since tons of plastic are entering the ocean every year. And, they are getting bigger and bigger.


Scientists said that we have to change the way that we use and dispose of garbage. If we do not act soon, the effects will be devastating. In the past years, hundreds of **whales**, seals, turtles, and other sea animals have been found suffocated, or



injured by plastics, mainly because plastic is mistaken for food by marine animals.

Research coincides that the plastic **pollution** in the ocean could triple by 2050 unless we do something. Some organizations are trying to clean up the patches in the oceans. However, the problem will not stop if the flow of trash at sea is not stopped. The only way to stop the problem is to prevent plastic from reaching the ocean. The key factor is to change our consumption and disposal of plastic.

- 4 Considering the key ideas that you underlined in the text above, complete the graphic organizer below.



- 5 Find words in the text that match the meanings.

	the act of catching fish
	to notice or to learn about something new
	very big mammals that live in the sea
	materials or substances that contaminate the environment

By Yourself

6 Read the article. Identify information about the words in the title.

REDUCE, REUSE, RECYCLE!

The word recycle is becoming more and more popular; however, there is a word that should be used before that one, **reduce**. This is the most important action if we want to positively impact our environment. Instead of recycling, we should learn to reduce our consumption of things. Think about what you really need; for example, do you need to buy a bottle of water or a cup of coffee every day? Or, should you use reusable bottles or cups? Do you really need to buy new clothes all the time?


Reuse is another extremely important word. If you need to buy something new,



what do you do with the old things? You can use old **jars** and bottles as containers. You can also donate what you do not need to **charity**.

Finally, think about *Recycle*. Separate the trash before using different trash cans. Use a special trash can for your organic waste so that it can be composted. Separate plastic, glass, paper, metal, and everything that can be recycled.

Taking care of the environment is our duty. Think before buying something new or disposing of any old objects.



Word Power

7 Complete the sentences using the words in bold from the previous texts.

- a My mom uses old _____ to keep food in the fridge.
- b Most of the environmental effects of _____ are caused by fishermen who throw plastic garbage in the ocean.
- c I always donate my old clothes to _____.
- d When The Great Pacific Patch was _____, scientists couldn't believe how big it was.
- e Biologists have found plastic debris in _____ beached all around the world.
- f You should separate the trash if you want to _____ it.
- g If we _____ the use of plastic, we will help the environment.
- h We can reduce _____ by using biodegradable products.

Comprehension Check

8 Answer the questions about the text in Activity 7.

a What three actions can we do in order to help the environment?

b What should we do if you want to recycle the trash?

Remember that you should consider your personal experience when drawing conclusions.

Comprehension Skills Practice

9 Work in pairs. Use cues from the text in Activity 7 to complete the graphic organizer.

Actions to Reduce Trash or Waste

First,

Then,

Finally,

10 Work in pairs. Use previous knowledge and experiences to complete the table.

Reducing	Reusing	Recycling

11 Work in teams. Conclude how *reducing*, *reusing*, and *recycling* help the environment. Use the information that you wrote in Activities 10 and 11.

- 12 Read the following text.



School Recycling and Waste Disposal

Schools are one of the facilities that generate more garbage. However, if you want to reduce the generation of trash in your school, you can take some actions. Think about this: Do you need to buy water bottles every day (or any other plastic container)? Do you need to use straws to drink your beverages? Do you absolutely need to

use styrofoam plate or cups while you eat in the school cafeteria? Remember that single-use plastic products such as straws, plates, cups, etc., can end as debris in the oceans, and they pollute the environment.

Here are some ideas about what you should and shouldn't do if you want to take care of the planet.

Do's	Dont's
Bring reusable containers to school. Bring a reusable water bottle. Separate trash into recycled, and organic waste. Organic waste is compostable, so make sure it is in a special bin. Recycle and reuse school supplies. Recycle and reuse school uniforms.	Do not use styrofoam plates or cups. Do not throw trash on the floor. Do not mix the trash. Do not buy water bottles all the time. Do not waste paper or cardboard. Do not use straws. Do not use new wrap paper for your gifts.

- 13 Think about the actions you take to reduce trash in your school. Is there any other action you should take? Complete the table with your ideas.

Steps that I already follow to reduce trash:	Steps that I should follow to reduce trash:

- 14 Write your conclusion about the importance of reducing trash. Make sure to back it up with information from the poster and to consider your knowledge and experience.

Connecting Ideas

Do you think that trash is a problem on our planet? Why? What can you do to reduce the generation of trash? Can the garbage patch be completely wiped out from the oceans? Why? In your notebook, write some notes to answer these questions.