

# NEW Cornerstone

## The Future is Bilingual

### Brief Description

Designed for children aged 6 to 12, is a new edition of our highly successful reading and language development program. It offers scaffolded, sustained instruction combined with an explicit focus on language development. This proven approach accelerates language acquisition, literacy, and transferable academic skills simultaneously. Academic rigor is assured through alignment to the Common Core State Standards.

### Methodology

- Accelerates academic vocabulary acquisition through explicit instruction.
- Develops transferable academic skills through **Understanding by Design** and connected learning.
- Drives student progress through a blend of rigorous, research-based reading and language skills instruction together with a balance of content-area readings and age appropriate, high-interest stories.
- Each unit is organized around a **Big Question** and provides a starting point for building understanding of key concepts and vocabulary. Videos explore the Big Question.


### Resources for Teachers and Students


#### Teachers

- Teacher's Edition with Digital Resources
- Teacher's Resource Book
- Assessment
- Picture Cards
- Posters

#### Students

- Student Edition with Digital Resources
- Workbook

 Pearson\_México

 Pearson México


 @PearsonHispano



# NEW Cornerstone

## Tips for teaching anytime and anywhere

Hybrid	Use e-book on <b>Reader+</b> to project the page of the chosen book to your students. Take advantage of the fact that you can play the videos and audios directly from the e-book when you're teaching. This will make the class more interactive and visual.	Encourage students to use the <b>Notebook</b> on their e-book. They can write down vocabulary, main ideas, details of a story, take dictation, etc. They can save their notes to check them at any time or export them to a PDF to send to you.	Students have access to the <b>Big Question videos</b> in their e-book. You can ask them to watch the video any time you see fit (before, during, after the unit). They can even answer some questions about the video in their virtual notebook. You can use the questions in the "Printable Worksheets" section found in the Resources in PEP.	If you need to know specific language learning objectives for your planning, you can find them in the GSE Teacher Mapping Booklet in the Resources section of your PEP account. You will find the learning objectives for each of the lessons in the Unit aligned to both the Pearson Global Scale of English (GSE) and the Common European Framework of Reference. More information about the GSE found here: <a href="https://www.pearson.com/english/about/gse.html">https://www.pearson.com/english/about/gse.html</a>
Virtual				
Face to face		Project image of graphic organizers in face to face class or virtually to help students understand the stories. This will help them visualize how the story/ reading is structured and there will be less need to use students' native language.	You can use the Diagnostic and Posttest to measure students' progress during the school year. These tests are found in the Assessment Package in the Resources section of your Teacher account in PEP.	

 Pearson\_México

 Pearson México

 @PearsonHispano

 Pearson