


# How can I make my students pay attention in online classes?



There are several factors that we cannot control when we teach online, (internet speed, noise at home, device with which one works, etc.) However, there is a very important factor that you do control as a teacher, and it is the use of technological tools.



Remember that new generations are constantly exposed to the use of technology. However, this constant use tends to be as a consumer. Let's call it **"passive use of technology"**.



The main characteristic is that the user has little or no interaction with the digital device. Some examples can be watching videos on platforms such as Netflix or YouTube, or social networks such as Facebook, Instagram and Tik Tok, listening to music on Spotify, etc.


They stay tuned and highly connected to these platforms because the content is eye-catching and visually appealing to them.



Achieving the same level of attention in a virtual classroom is complex because the content must be eye-catching and visually appealing.

However, Research indicates that students can have more attention in a virtual class with **"ACTIVE use technology"**.


## How can I ensure that my students have an active use of technology in a virtual classroom?




**Virtual interaction:** Use some networks or blogs to have written debates and spaces for expression. A small debate on Facebook with likes to measure the quality of the answers could work very well




**Content creation:** Allow your students to generate homework evidence such as videos, audios, photos, collages, etc.



**Tasks and Activity Design:** Give them the freedom to customize their tasks with different programs. Canvas is a great free option and has tools to exploit the imagination



**Levels of difficulty:** Games are a great example here. You could organize a treasure hunt with the most important content that you want to work in class. When finished, the winner will get a reward of your choice.



**Live Collaboration:** Use tools such as a padlet to create live collaboration dashboards. Let them add whatever they have on their mind.